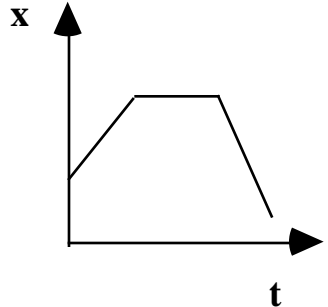
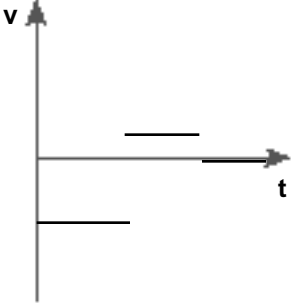
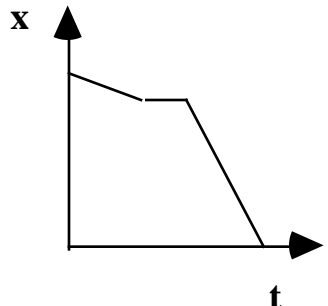
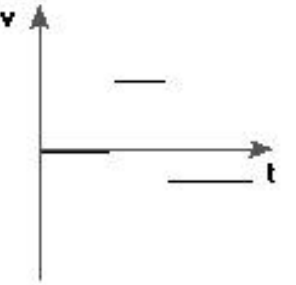
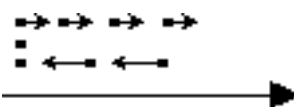


UNIT II: Worksheet 5

x vs t Graph	v vs t Graph	Written Description	Motion Map
			
			
			
			

		<p>Object moves with constant positive velocity for 4 seconds. Then, it stops for 2 seconds and returns to the initial position in 2 seconds.</p>	
			
		<p>Object A starts 10m to the right of the origin and moves to the left at 2 m/s. Object B starts at the origin and moves to the right at 3m/s.</p>	
			